

Content



1 Basic Principles of Auricular Acupuncture (Page 1)

H.-U. Hecker, A. Steveling, E.T. Peuker, B. Strittmatter, T.J. Filler



Introduction 2

Basic Principles 4

Zones of Auricular Innervation and Embryological Assignment According to *Nogier* 6

Zones of Auricular Innervation According to *R.A. Durinjan* 8

More Recent Investigations into Auricular Innervation 10

Topographic Location of Reflex Zones on the Auricula 12

Projection of the Skeleton According to *Nogier* 14

Topography of Important Projection Zones According to *Nogier* 15

Topography of Auricular Acupuncture Points According to Chinese Nomenclature 16

Topography of Reflex Zones on the Auricula According to *R.A. Durinjan* 18

Anatomy of the Rear Side of the Auricula and Projection Zones 23

The Projection of the Spinal Column in the Region of the Auricula According to *Nogier* 24

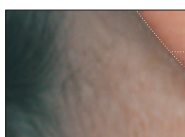
Significance of Laterality 28

Rule for the Selection of Auricular Acupuncture Points 30

Point Searching, Pricking Technique, and Needle Material 33

2 Topography and Indications of Auricular Acupuncture Points According to Regions (Page 37)

H.-U. Hecker, B. Strittmatter, A. Steveling, E.T. Peuker



Points on the Lobule (1–11) According to Chinese Nomenclature 38

Points on the Lobule According to *Nogier* 40

Points on the Tragus (12–19) and Supratragic Notch (20 and 21) According to Chinese Nomenclature 42

Points on the Tragus and Supratragic Notch According to *Nogier* 44

Points on the Intertragic Notch (Points 22–24) According to Chinese Nomenclature 46

Points on the Intertragic Notch According to *Nogier* 48

2 Topography and Indications of Auricular Acupuncture Points According to Regions (Page 37)



Points on the Antitragus (Points 25–36) According to Chinese Nomenclature	50
Points on the Antitragus According to <i>Nogier</i>	52
Projection Zones of the Cranial Bones and Sinuses According to <i>Nogier</i>	56
Points of the Anthelix (Points 37–45) According to Chinese Nomenclature	58
Projection Zones of the Spinal Column According to <i>Nogier</i> and <i>Bahr</i>	60
Points on the Superior and Inferior Antihelical Crura (Points 46–54) According to Chinese Nomenclature	62
Points in the Triangular Fossa (Points 55–61) According to Chinese Nomenclature	64
Projection Zones of the Lower Extremity According to <i>Nogier</i>	66
Points in the Region of the Superior and Inferior Anthelical Crura and in the Triangular Fossa According to <i>Nogier</i>	67
Points on the Scapha (Points 62–71) According to Chinese Nomenclature	70
Points on the Scapha According to <i>Nogier</i> , Projection of the Upper Extremities	72
Points on the Scapha According to <i>Nogier</i>	74
Points on the Helical Rim (Points 72–78) According to Chinese Nomenclature and <i>Nogier</i>	76
Points on the Ascending Helix Branch (Points 79–83) According to Chinese Nomenclature	78
Points in the Region of the Ascending Helix Branch (Crus of Helix) According to <i>Nogier</i> , External	80
Covered Points in the Region of the Ascending Helix Branch (Crus of Helix) According to <i>Nogier</i>	82
Projection Zones of Internal Organs According to <i>R.A. Durinjan</i>	84
Projection Zones of Internal Organs According to Chinese Nomenclature	85
Points around the Helix Root (Points 84–91) According to Chinese Nomenclature	86

Points in the Superior Concha (Points 92–99)
 According to Chinese Nomenclature 88

Points in the Inferior Concha (Points 100–104)
 According to Chinese Nomenclature 90

Projection Zones in the Concha (Internal Organs)
 According to *Nogier* 92

Plexus Points and Important Points in the Concha
 According to *Nogier* 96

Points on the Reverse Side of the Auricula (Points 105–108)
 According to Chinese Nomenclature 98

Retropoints and Projection of the Spinal Column
 According to *Nogier* 99

Motor Points for Musculature and Joints on the Reverse
 Side of the Auricula According to *Nogier* 100

Motor Points for Thorax and Abdomen on the
 Left and Right Ear on the Reverse Side of the Auricula
 According to *Nogier* 101

Superordinate Points According to Chinese Nomenclature 102

Energy and Treatment Lines on the Auricula
 According to *Nogier* 104

Auxiliary Lines in Auricular Acupuncture (*B. Strittmatter*) 108

Tutorial: Comparison of the Most Important Auricular
 Acupuncture Points on the Left and Right Ear 113

3 Treatment of Major Illnesses
(Page 129)

*H.-U. Hecker, D. Mühlhoff,
 A. Steveling, E.T. Peuker,
 K.-H. Junghanns †*

Introduction 130

Internal and Psychosomatic Disorders
 (*D. Mühlhoff, H.-U. Hecker*) 130

Treatment of Pollinosis 131

Diseases of the Respiratory Tract 132

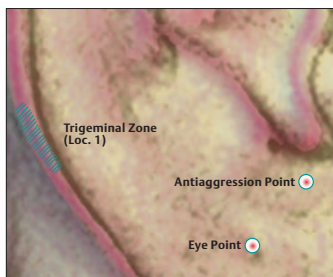
Cardiovascular Diseases 134

Diseases of the Digestive Organs 136

Psychosomatic Disorders 138

Eye Diseases 142

Dizziness and Tinnitus 144



3 Treatment of Major Illnesses (Page 129)	Neurological Diseases 146 Migraine and Cephalgia 148 Gynecological Disorders (<i>K.-H. Junghanns †</i>) 149 Urological Diseases 152 Skin Diseases 154
4 Diseases of the Locomotor System (Page 157) <i>K. Liebchen, H.-U. Hecker</i>	Introduction 158 Special Clinical Pictures 164 Cervicogenic Pain Syndrome 166 Afflictions of the Upper Extremities 171 Diseases of the Locomotor System: Spinal Column 176 Diseases of the Hip and Lower Extremities 181
5 The Medical Treatment of Addiction Using Acupuncture (Page 185)  <i>K. Strauss, J. Blank, K. Spiegel</i>	The Use of Acupuncture in the Treatment of Drug-Related Diseases (<i>K. Strauss, J. Blank</i>) 186 Acupuncture for Nicotine Dependence, Obesity, and Alcohol Dependence (<i>K. Spiegel</i>) 196
6 Yamamoto New Scalp Acupuncture (Page 203) <i>M. Bijak, D. Stockenhuber, H. Nissel</i>	Presentation of the Method 204 Implementation 204 Subdivision of the Somatope 204 Localization and Indication of the Base Points 206 Diagnostic Somatopes 213 YNSA Neck Diagnosis 214
7 Chinese Scalp Acupuncture (Page 219) <i>H.-U. Hecker, A. Steveling, E.T. Peuker</i>	Introduction 220 Most Important Projection Zones 220 Methodology 223



8 Oral Acupuncture
(Page 225)

J. Gleditsch



Introduction 226

Systematics of Oral Acupuncture 227

Projection Diagrams of the Retromolar Zones
in Quadrants I–II 231

Projection Diagrams of the Retromolar Zones
in Quadrants III–IV 231

Musculoskeletal System 240

Pain Management 241

9 Korean Hand Acupuncture
(Page 243)

B. Rauch, B. Lichtenauer



Introduction 244

Technique 245

Localization Aids for the Palm of the Hand 246

Hand Acupuncture Points on the Palm of the Hand 248

Localization Aids for the Dorsal Surface of the Hand 250

Hand Acupuncture Points on the Dorsal
Surface of the Hand 252

Basic Therapy 254

Corresponding Therapy 255

Organ Therapy: Micro-Channels—Ki-Mek Theory 257

10 Chinese Hand Acupuncture
(Page 287)

H.-U. Hecker, A. Steveling, E.T. Peuker

Introduction 288

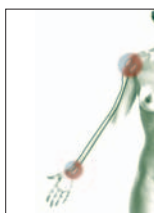
Technique 288

Indications and Contraindications 288

Hand Acupuncture Points on the Dorsal Surface
of the Hand 290

Hand Acupuncture Points on the Palm of the Hand 294

11 New Point-Based Pain and Organ Therapy (NPPOT) (Page 299)




H. Garten

Introduction	300
Description of Topography	300
Treatment Technique	306
Indications	306
Treatment Areas of Muscular Disturbances and Vertebral Lesions	307

12 Laser Therapy (Page 319)

M. Wiesner-Zechmeister



Use of Low-Level Laser in Fractal Microsystems	320
The Functional Principle of the Helium-Neon Laser	320
The Laser Light	322
Applications of Laser Acupuncture	325

13 Appendix (Page 329)

Further Reading	330
Index	332